

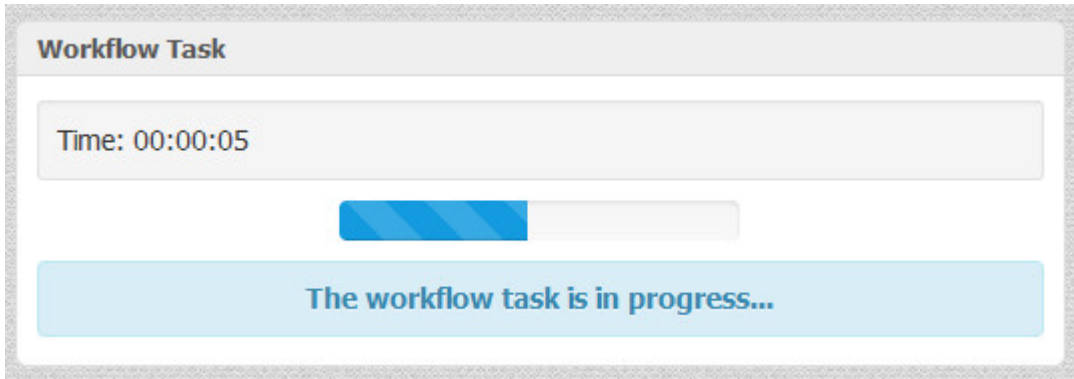
Dashboard Window Components

Overview tab

"Workflow Task" widget

It contains:

- the workflow working time;
- the workflow running progress;
- the workflow task status: failed, finished successfully, running and etc.;




"Output Files" widget

It contains a table with the information about all created output files. The table columns are:

- clickable file name (with a help of the arrow on the right side of the file name you can open the file containing directory or open the file by operating system);
- the name of the workflow element that has produced the file;

The screenshot shows a widget titled "Output Files" containing a table with two columns: "File" and "Producer".

File	Producer
muscle_alignment.aln 	Write alignment
Open containing directory	

"Common Statistics" widget

It contains a table with common statistic for each workflow element in the workflow. The table columns are:


- name of the workflow element;
- time of the workflow element execution;
- the number of messages that has been retrieved;

Common Statistics		
Element	Elapsed time	Output messages
Align with MUSCLE	00:00:01	1
Read alignment	00:00:00	1
Write alignment	00:00:00	0

"Problems" widget

It contains a table with problems. The table columns are:

- problems type (warning, error and etc.)
- name of the element with problem
- error message

Problems		
Type	Element	Message
	Read Alignment	Unsupported document format

Input tab

"Parameters" widget

It contains a table with common statistic for each workflow element's parameter in the workflow. The table columns are:

- names of the workflow elements;
- names of the workflow parameters;
- values of the workflow parameters;
- clickable file name values of the workflow parameters (here you can open the file containing directory or open the file by operating system);

Parameters	
Read alignment	
Align with MUSCLE	
Write alignment	

Parameter	Value
Max iterations	-1
Mode	0
Region to align	Whole alignment
Stable order	True

External Tools tab

"External Tools" widget

It contains information about external tools. There are:

- names of the external tools;
- executable file of the external tool;
- arguments of the external tool;

The screenshot shows the 'External Tools' widget with two tool configurations:

- Find Peaks with MACS**
 - MACS run 1 (with a copy icon)
 - Run info
 - Executable file: C:\Python27/python.exe
 - Arguments
 - Error log
- Build Conservation Plot**
 - conservation_plot run 1 (with a copy icon)
 - Run info
 - Executable file: C:\Python27/python.exe
 - Arguments:

```
--phasdb=E:/UGENE/trunk/data/cistrome/phastCons/hg19
--height=1000
--width=1000 "-w 1000"
--title="Average Phastcons around the Center of Sites"
--bed-label=Conservation_at_peak_summits C:/Users/yalgaer/AppData/Local/Temp/ugene_tmp/p54244/ConservationPlot_tmp/1383038905_0/Conservation_at_peak_summits.bed
```
 - Error log

To copy external tool run string click the following button:

The close-up shows the 'Call Variants' tool configuration:

- Call Variants
- SAMtools run 1 (with a red circle around the copy icon)
- Run info
- Executable file

With a help of the context menu of this widget you can copy selected text from the dashboard or copy all text of the active element:

Error log

```
INFO @ Tue, 29 Oct 2013 16:25:48:  
# ARGUMENTS LIST:  
# name = Default  
# format = AUTO
```

- Copy selected text
- Copy element content