

# In Silico PCR

## In Silico PCR Overview

In silico PCR is used to calculate theoretical polymerase chain reaction (PCR) results using a given set of primers (probes) to amplify DNA sequences.

UGENE provides the In silico PCR feature only for nucleic sequences. To use it in UGENE open a DNA sequence and go to the *In silico PCR* tab of the Options Panel:

The screenshot shows the 'In Silico PCR' panel with the following details:

- Forward primer:** ACGTACGTACGATAAAAGCGCGCGCG  
T<sub>m</sub> = 62.69°C, 26-mer  
Mismatches: 0 bp
- Reverse primer:** AAAAAAAAAAAGCGCGCGCGCGCGC  
T<sub>m</sub> = 65.54°C, 102-mer  
Mismatches: 0 bp
- Settings:** Maximum product: 5000 bp
- Warning:** Self-dimer can be formed: Delta G: -23.7 kcal/mole Base Pairs: 8
- Button:** Find product(s) anyway

There are the following parameters:

*Forward primer* - forward primer.

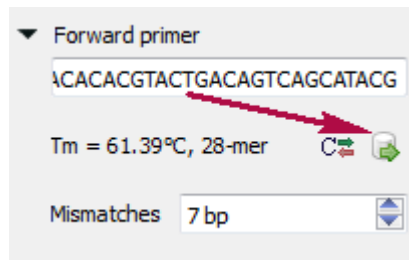
*Reverse primer* - on the opposite strand from the forward primer.

*Mismatches* - mismatches limit.

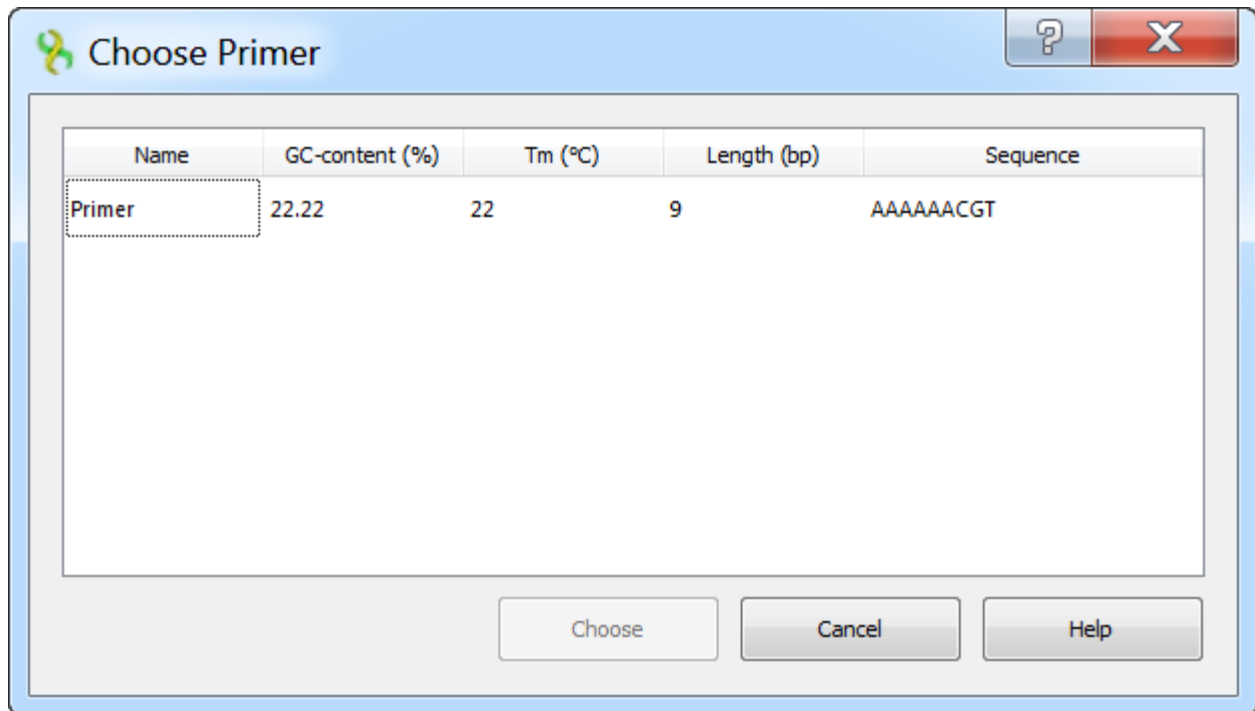
*Maximum product* - maximum size of amplified sequence.

## Choosing primers

Type two primers for running In Silico PCR. If the primers pair is invalid for running the PCR process then the warning is shown. Also, primers for the running In silico PCR can be chosen from a [primer library](#). Click the following button to choose a primer from the primers library:

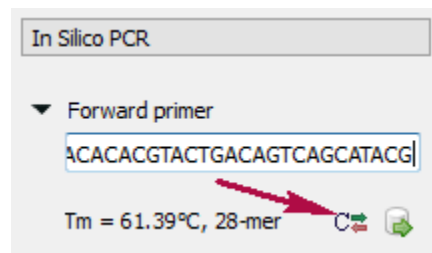


The following dialog will appear:



The table consists of the following columns: name, GC-content (%), Tm, Length (bp) and sequence. Select primer in the table and click the *Choose* button.

Click the *Reverse-complement* button for making a primer sequence reverse-complement:



Click *Show primers details* for seeing [statistic details](#) about primers.

When you run the process, the predicted PCR products appear in the products table.

## Products table

There are three columns in the table:

- region of product in the sequence
- product length
- preferred annealing temperature

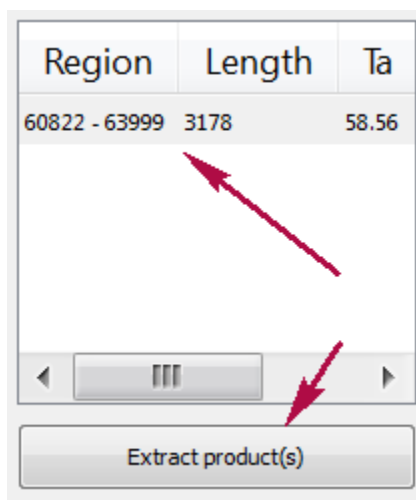
Click the product for navigating to its region in the sequence.

Click the *Extract product(s)* button for exporting a product(s) in a file or use double click for that.

Region	Length	Ta
60822 - 63999	3178	58.56

Navigation controls: left arrow, list icon, right arrow

Extract product(s)



- [Primers Details](#)
- [Primer Library](#)