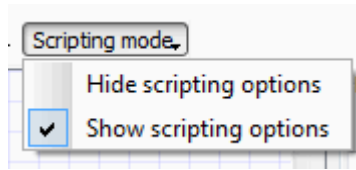


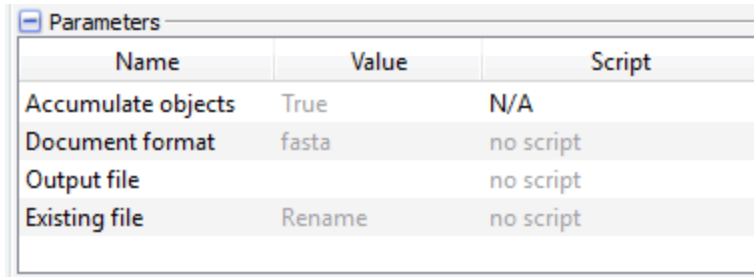
Using Script to Set Parameter Value

When you select an element the *Parameters* area of the *Property Editor* displays two columns: *Name* and *Value*.

Select the *Show scripting options* item in the *Scripting mode* menu on the toolbar or in the *Actions* main menu.



You can see that the third column *Script* has appeared in the *Parameters* area, for example:

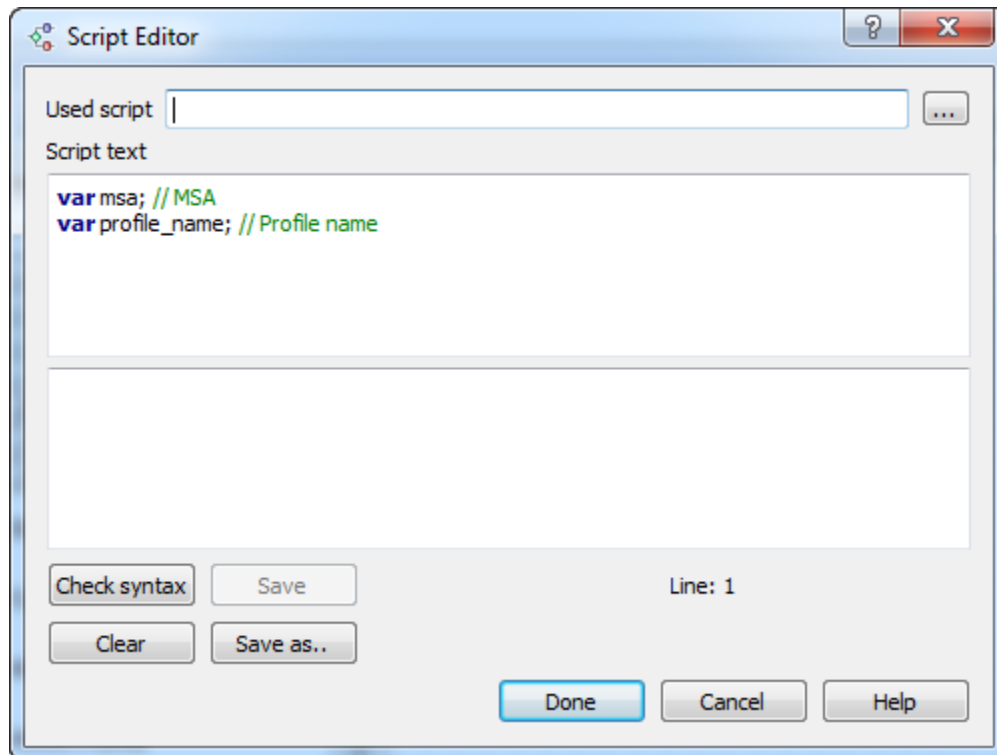


Name	Value	Script
Accumulate objects	True	N/A
Document format	fasta	no script
Output file		no script
Existing file	Rename	no script

A script value can either be:

- not available for a parameter (*N/A* value)
- not set (*no script*)
- set by user (*user script*)

To set a script value (when it is available) select the *user script* item in the *Script* column. The following dialog appears:



Here you can see the variables available from the dataflow and can write your script. Supported languages for the script are languages based on the ECMAScript (Javascript, QtScript).