

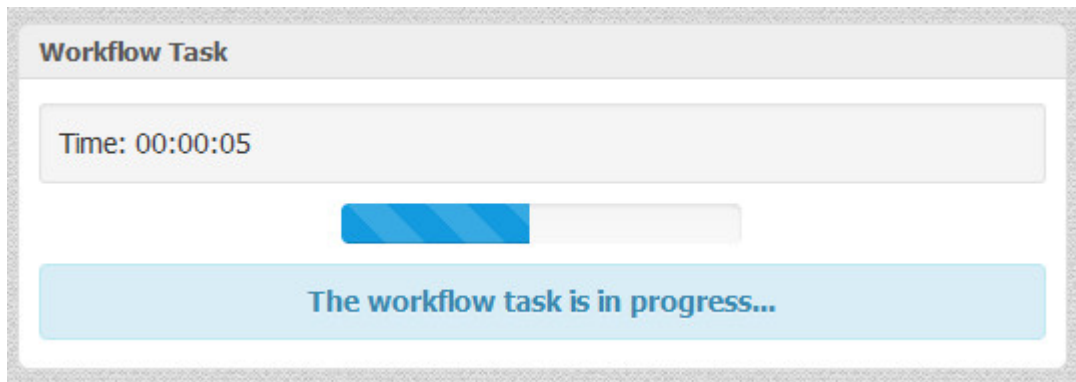
# Dashboard Window Components

## Overview tab

### "Workflow Task" widget

It contains:

- the workflow working time;
- the workflow running progress;
- the workflow task status: failed, finished successfully, running and etc.;



### "Output Files" widget

It contains a table with the information about all created output files. The table columns are:

- clickable file name (with a help of the arrow on the right side of the file name you can open the file containing directory or open the file by operating system);
- the name of the workflow element that has produced the file;

File	Producer
muscle_alignment.aln	Write alignment
Open containing directory	

### "Common Statistics" widget

It contains a table with common statistic for each workflow element in the workflow. The table columns are:


- name of the workflow element;
- time of the workflow element execution;
- the number of messages that has been retrieved;

Common Statistics		
Element	Elapsed time	Output messages
Align with MUSCLE	00:00:01	1
Read alignment	00:00:00	1
Write alignment	00:00:00	0

### "Problems" widget

It contains a table with problems. The table columns are:

- problems type (warning, error and etc.)
- name of the element with problem
- error message

Problems		
Type	Element	Message
	Read Alignment	Unsupported document format

### Input tab

#### "Parameters" widget

It contains a table with common statistic for each workflow element's parameter in the workflow. The table columns are:

- names of the workflow elements;
- names of the workflow parameters;
- values of the workflow parameters;
- clickable file name values of the workflow parameters (here you can open the file containing directory or open the file by operating system);

**Parameters**

Read alignment

Align with MUSCLE

Write alignment

Parameter	Value
Max iterations	-1
Mode	0
Region to align	Whole alignment
Stable order	True

## External Tools tab

### "External Tools" widget

It contains information about external tools. There are:

- names of the external tools;
- executable file of the external tool;
- arguments of the external tool;

**External Tools**

Find Peaks with MACS

MACS run 1

Run info

Executable file

C:\Python27/python.exe

Arguments

Error log

Create CEAS Report

Build Conservation Plot

conservation\_plot run 1

Run info

Executable file

C:\Python27/python.exe

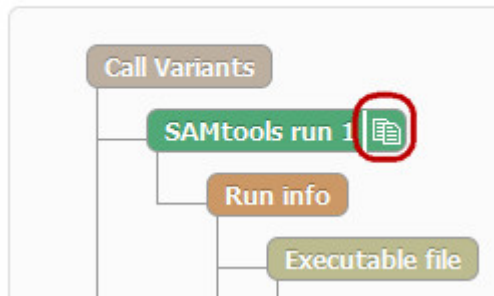
Arguments

```
--phasdb=E:/UGENE/trunk/data/cistrome/phastCons/hg19
--height=1000
--width=1000 "-w 1000"
--title="Average Phastcons around the Center of Sites"
--bed-label=Conservation_at_peak_summits C:/Users/yalgaer/AppData/Local/Temp/ugene_tmp/p54244/ConservationPlot_tmp/1383038905_0/Conservation_at_peak_summits.bed
```

Error log

To copy external tool run string click the following button:

## External Tools



With a help of the context menu of this widget you can copy selected text from the dashboard or copy all text of the active element:

**Error log**

```
INFO @ Tue, 29 Oct 2013 16:25:48:  
# ARGUMENTS LIST:  
# name = Default  
# format = AUTO
```

- Copy selected text
- Copy element content