

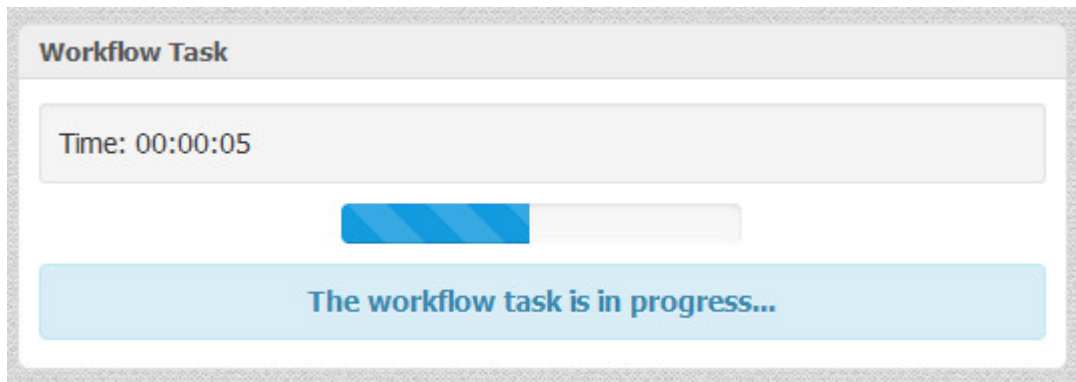
Dashboard Window Components

Overview tab

"Workflow Task" widget

It contains:

- the workflow working time;
- the workflow running progress;
- the workflow task status: failed, finished successfully, running and etc.;



"Output Files" widget

It contains a table with the information about all created output files. The table columns are:

- clickable file name (with a help of the arrow on the right side of the file name you can open the file containing directory or open the file by operating system);
- the name of the workflow element that has produced the file;

Output Files	
File	Producer
muscle_alignment.aln	Write alignment
Open containing directory	

"Common Statistics" widget

It contains a table with common statistic for each workflow element in the workflow. The table columns are:


- name of the workflow element;
- time of the workflow element execution;
- the number of messages that has been retrieved;

Common Statistics		
Element	Elapsed time	Output messages
Align with MUSCLE	00:00:01	1
Read alignment	00:00:00	1
Write alignment	00:00:00	0

"Problems" widget

It contains a table with problems. The table columns are:

- problems type (warning, error and etc.)
- name of the element with problem
- error message

Problems		
Type	Element	Message
	Read Alignment	Unsupported document format

Input tab

"Parameters" widget

It contains a table with common statistic for each workflow element's parameter in the workflow. The table columns are:

- names of the workflow elements;
- names of the workflow parameters;
- values of the workflow parameters;
- clickable file name values of the workflow parameters (here you can open the file containing directory or open the file by operating system);

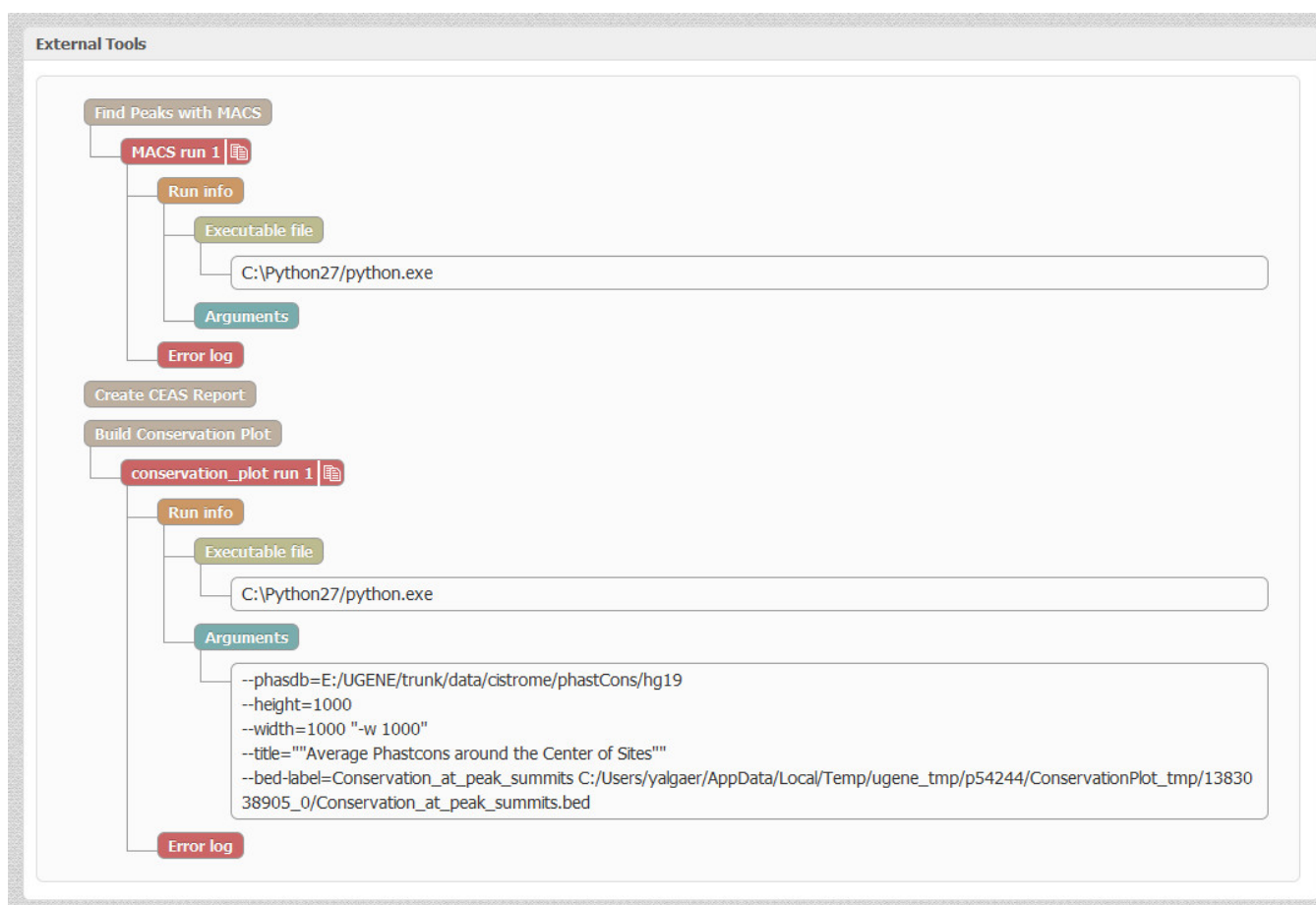
Parameters	
Read alignment	
Align with MUSCLE	
Write alignment	
Parameter	Value
Max iterations	-1
Mode	0
Region to align	Whole alignment
Stable order	True

External Tools tab

"External Tools" widget

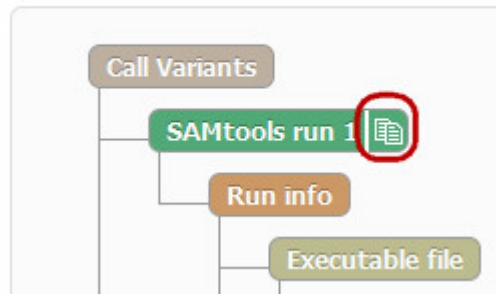
It contains information about external tools. There are:

- names of the external tools;
- executable file of the external tool;
- arguments of the external tool;



To copy external tool run string click the following button:

External Tools



With a help of the context menu of this widget you can copy selected text from the dashboard or copy all text of the active element:

Error log

```
INFO @ Tue, 29 Oct 2013 16:25:48:
# ARGUMENTS LIST:
# name = Default
# format = AUTO
```

Copy selected text

Copy element content