

Variant Calling and Effect Prediction

The workflow sample, described below, call variants for an input assembly and a reference sequence using SAMtools mpileup and bcftool. Predict effects of the variants using SnpEff.



How to Use This Sample

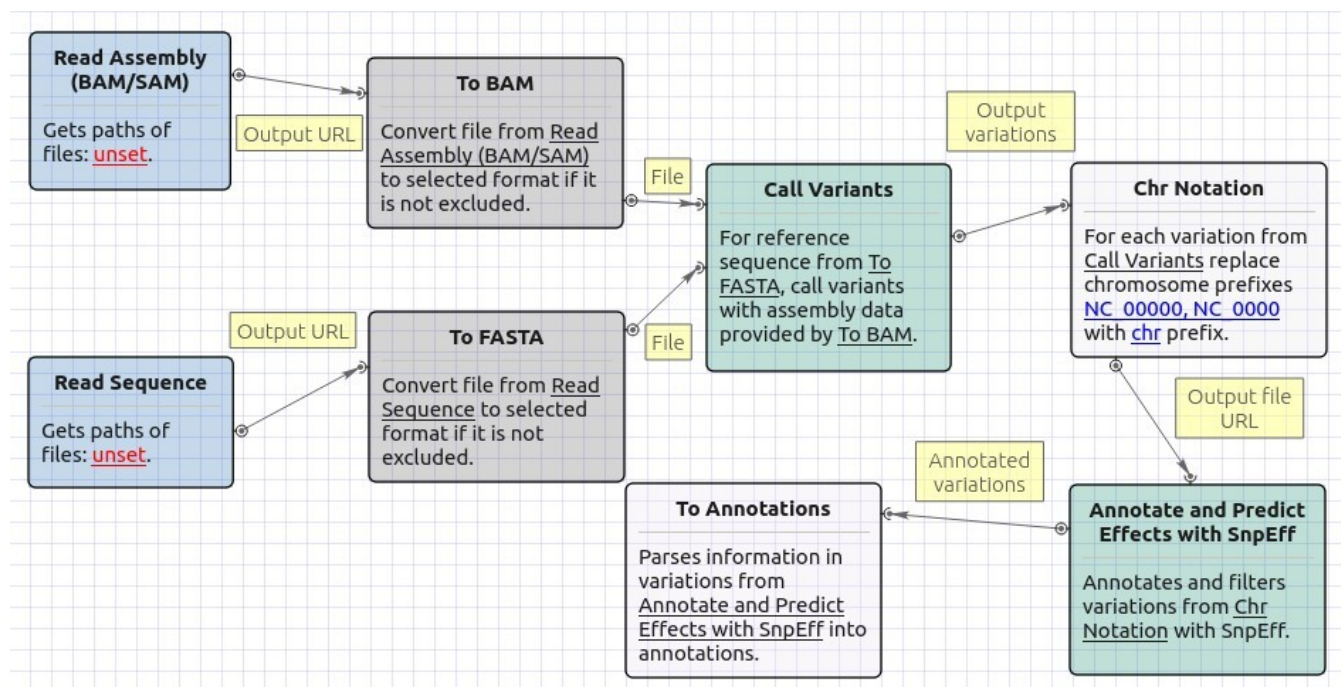
If you haven't used the workflow samples in UGENE before, look at the "[How to Use Sample Workflows](#)" section of the documentation.

Workflow Sample Location

The workflow sample "Variant Calling and Effect Prediction" can be found in the "NGS" section of the Workflow Designer samples.

Workflow Image

The opened workflow looks as follows:



Workflow Wizard

The wizard has 7 pages.

1. Input reference sequence and assembly On this page, input files must be set.

Input reference sequence and assembly

Input files

Dataset 1

+

Reference sequence file

...

BAM/SAM file

...

↑

↓

✕

Defaults

Next >

Cancel

2. SAMtools mpileup parameters: The SAMtoolsmpileup parameters can be changed here.

SAMtools *mpileup* parameters

Parameters

Count anomalous read pairs

False

⬇

Disable BAQ computation

False

⬇

Mapping quality downgrading coefficient

0

⬆

Max number of reads per input BAM

250

⬆

Extended BAQ computation

False

⬇

BED or position list file

...

Pileup region

Minimum mapping quality

0

⬆

Minimum base quality

13

⬆

Additional

Show additional settings

+

Defaults

< Back

Next >

Cancel

The following parameters are available:

Count anomalous read pairs	Do not skip anomalous read pairs in variant calling(<i>mpileup</i>)(-A).
Disable BAQ computation	Disable probabilistic realignment for the computation of base alignment quality (BAQ). BAQ is the Phred-scaled probability of a read base being misaligned. Applying this option greatly helps to reduce false SNPs caused by misalignments. (<i>mpileup</i>)(-B).
Mapping quality downgrading	Coefficient for downgrading mapping quality for reads containing excessive mismatches. Given a read with a phred-scaled mapping quality <i>q</i> of being generated from the mapped position, the new mapping quality is about $\sqrt{\text{INT}-q/\text{INT}}*\text{INT}$. A zero value disables this functionality; if enabled, the recommended value for BWA is 50 (<i>mpileup</i>)(-C).

coefficient	
Max number of reads per input BAM	At a position, read maximally the number of reads per input BAM (mpileup)(-d).
Extended BAQ computation	Extended BAQ computation. This option helps sensitivity especially for MNPs, but may hurt specificity a little bit (mpileup)(-E).
BED or position list file	BED or position list file containing a list of regions or sites where pileup or BCF should be generated (mpileup)(-l).
Pileup region	Only generate pileup in region STR (mpileup)(-r).
Minimum mapping quality	Minimum mapping quality for an alignment to be used (mpileup)(-q).
Minimum base quality	Minimum base quality for a base to be considered (mpileup)(-Q).
Illumina-1.3 + encoding	Assume the quality is in the Illumina 1.3+ encoding (mpileup)(-6).
Gap extension error	Phred-scaled gap extension sequencing error probability. Reducing INT leads to longer indels (mpileup)(-e).
Homopolymer errors coefficient	Coefficient for modeling homopolymer errors. Given an l-long homopolymer run, the sequencing error of an indel of size s is modeled as $INT * s / l$ (mpileup)(-h).
No INDELs	Do not perform INDEL calling (mpileup)(-I).
Max INDEL depth	Skip INDEL calling if the average per-sample depth is above INT (mpileup)(-L).
Gap open error	Phred-scaled gap open sequencing error probability. Reducing INT leads to more indel calls (mpileup)(-o).
List of platforms for indels	Comma delimited list of platforms (determined by @RG-PL) from which indel candidates are obtained. It is recommended to collect indel candidates from sequencing technologies that have low indel error rate such as ILLUMINA (mpileup)(-P).

3. [SAMtools bcftools view parameters](#): The SAMtoolsbcftools parameters can be changed here.

Call Variants Wizard

SAMtools *bcftools* view parameters

Parameters

- Retain all possible alternate: False
- Indicate PL: False
- No genotype information: False
- A/C/G/T only: False
- List of sites:
- QCALL likelihood: False
- List of samples:
- Min samples fraction: 0.00000
- Per-sample genotypes: True

Additional

Show additional settings +

Defaults < Back Next > Cancel

The following parameters are available:

Retain all possible alternate	Retain all possible alternate alleles at variant sites. By default, the view command discards unlikely alleles.
Indicate PL	Indicate PL is generated by r921 or before (ordering is different).
No genotype information	Suppress all individual genotype information.
A/C/G/T only	Skip sites where the REF field is not A/C/G/T.
List of sites	List of sites at which information are outputted.
QCALL likelihood	Output the QCALL likelihood format.
List of samples	List of samples to use. The first column in the input gives the sample names and the second gives the ploidy, which can only be 1 or 2. When the 2nd column is absent, the sample ploidy is assumed to be 2. In the output, the ordering of samples will be identical to the one in FILE.
Min samples fraction	Skip loci where the fraction of samples covered by reads is below FLOAT.
Per-sample genotypes	Call per-sample genotypes at variant sites.
INDEL-to-SNP Ratio	Ratio of INDEL-to-SNP mutation rate.
Max p (ref D)	A site is considered to be a variant if $P(\text{ref} D)$.
Prior allele frequency spectrum	If STR can be full, cond2, flat or the file consisting of error output from a previous variant calling run (bcf view)(-P).
Mutation rate	Scaled mutation rate for variant calling (bcf view)(-t).
Pair/trio calling	Enable pair/trio calling. For trio calling, option -s is usually needed to be applied to configure the trio members and their ordering. In the file supplied to the option -s, the first sample must be the child, the second the father and the third the mother. The valid values of STR are "pair", "trioauto", "trioxd" and "trioxs", where "pair" calls differences between two input samples, and "trioxd" ("trioxs") specifies that the input is from the X chromosome non-PAR regions and the child is a female (male).
N group-1 samples	Number of group-1 samples. This option is used for dividing the samples into two groups for contrast SNP calling or association test. When this option is in use, the following VCF INFO will be outputted: PC2, PCHI2 and QCHI2.
N permutations	Number of permutations for association test (effective only with -1).
Max P (chi^2)	Only perform permutations for $P(\chi^2)$.

4. SAMTools *vcfutils* *varFilter* parameters: The next page allows one to configure SAMtools vcfutils parameters.

Call Variants Wizard

SAMtools *vcfutils* *varFilter* parameters

Parameters

Log filtered: False

Minimum RMS quality: 10

Minimum read depth: 2

Maximum read depth: 100

Alternate bases: 2

Gap size: 3

Window size: 10

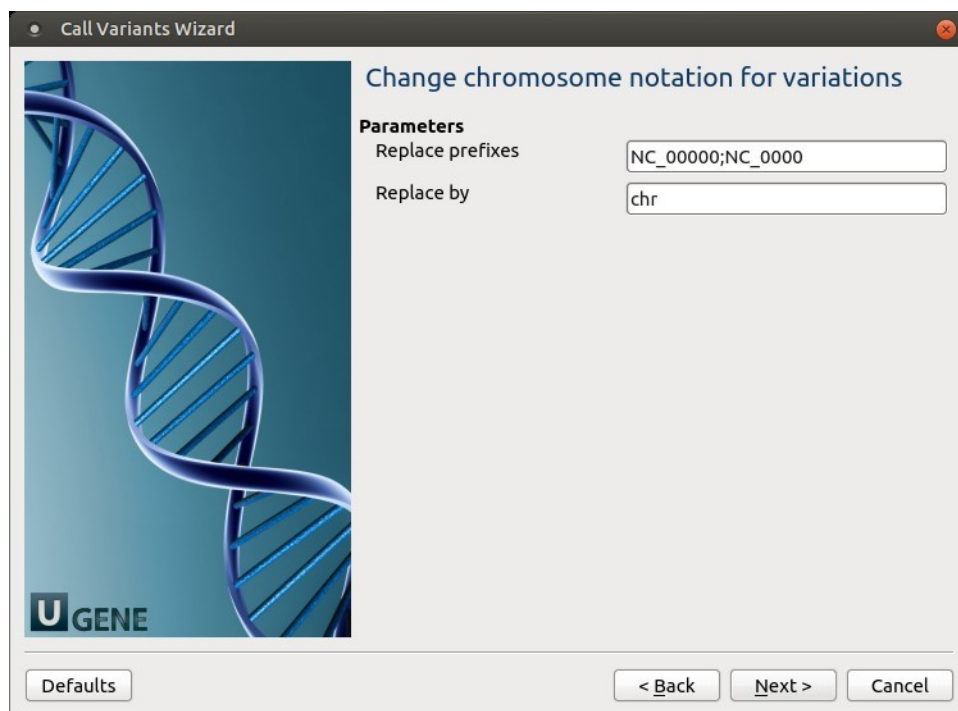
Additional
Show additional settings (+)

Defaults < Back Next > Cancel

The following parameters are available:

Log filtered	Print filtered variants into the log (varFilter) (-p).
Minimum RMS quality	Minimum RMS mapping quality for SNPs (varFilter) (-Q).
Minimum read depth	Minimum read depth (varFilter) (-d).
Maximum read depth	Maximum read depth (varFilter) (-D).
Alternate bases	Minimum number of alternate bases (varFilter) (-a).
Gap size	SNP within INT bp around a gap to be filtered (varFilter) (-w).
Window size	Window size for filtering adjacent gaps (varFilter) (-W).
Strand bias	Minimum P-value for strand bias (given PV4) (varFilter) (-1).
BaseQ bias	Minimum P-value for baseQ bias (varFilter) (-2).
MapQ bias	Minimum P-value for mapQ bias (varFilter) (-3).
End distance bias	Minimum P-value for end distance bias (varFilter) (-4).
HWE	Minimum P-value for HWE (plus F<0) (varFilter) (-e).

5. Change chromosome notation for variations: The next page allows change chromosome notation for variations.



Call Variants Wizard

Change chromosome notation for variations

Parameters

Replace prefixes:

Replace by:

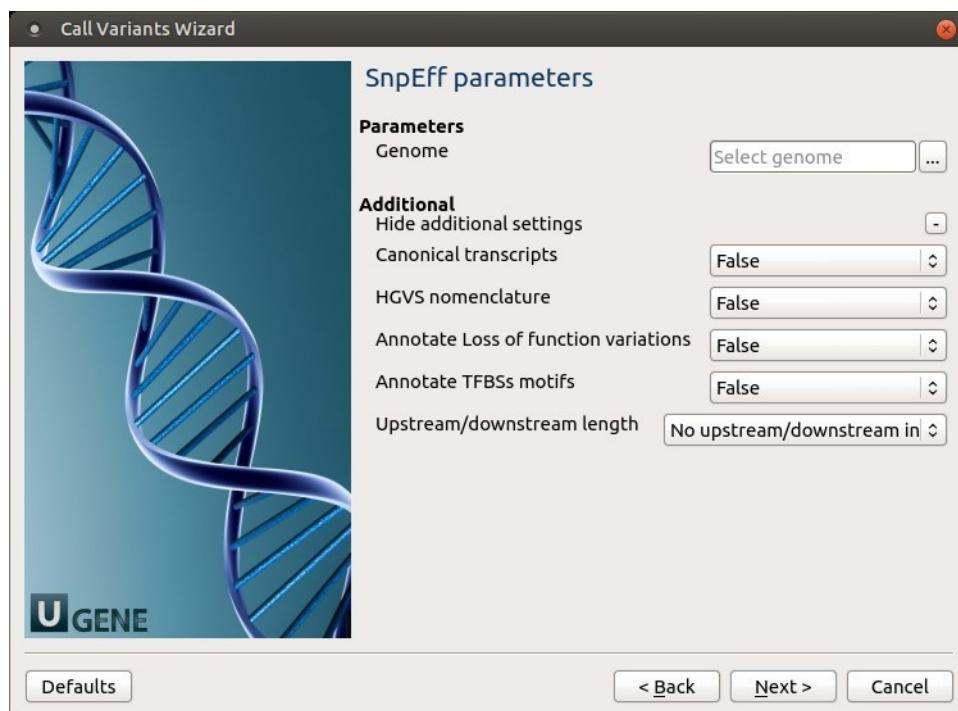
U GENE

Defaults < Back Next > Cancel

The following parameters are available:

Replace prefixes	Input the list of chromosome prefixes that you would like to replace, for example, "NC_000". Separate different prefixes by semicolons.
Replace by	Input the prefix that should be set instead, for example, "chr".

6. SnEff parameters: The next page allows one to configure SnEff parameters.



Call Variants Wizard

SnEff parameters

Parameters

Genome: ...

Additional

Hide additional settings: ☐

Canonical transcripts:

HGVS nomenclature:

Annotate Loss of function variations:

Annotate TFBSs motifs:

Upstream/downstream length:

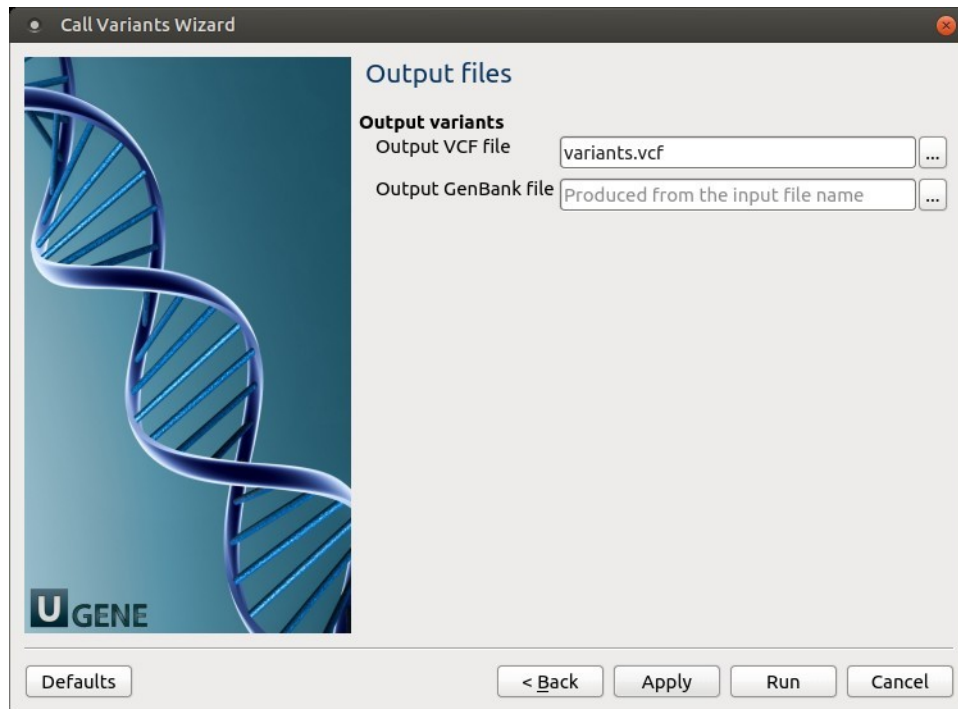
U GENE

Defaults < Back Next > Cancel

The following parameters are available:

Genome	Select the target genome. Genome data will be downloaded if it is not found.
Canonical transcripts	Use only canonical transcripts
HGVS nomenclature	Annotate using HGVS nomenclature
Annotate Loss of function variations	Annotate Loss of function variations (LOF) and Nonsense mediated decay (NMD)
Annotate TFBSs motifs	Annotate transcription factor binding site motifs (only available for latest GRCh37)
Upstream/downstream length	Upstream and downstream interval size. Eliminate any upstream and downstream effect by using 0 length

7. Output files Page: On this page, output files can be selected:



Call Variants Wizard

Output files

Output variants

Output VCF file ...

Output GenBank file ...

U GENE

Defaults < Back Apply Run Cancel